

**ECAD XXII MAYORS' CONFERENCE,
MALTA, May 11 -12 , 2015.**

**The Role of the State in the
Prevention of Substance Misuse and
Rehabilitation of Drug Users**

ECAD XXII Mayors' Conference, Malta, May 11-12, 2015.



Foundation for Social Welfare Services

Aġenzija Sedqa

Alfred Grixti

*Chief Executive Officer,
Foundation for Social Welfare Services,
Ministry for the Family and Social Solidarity.*

ECAD XXII Mayors' Conference, Malta, May 11-12, 2015.



Foundation for Social Welfare Services

Definition

- **Sedqa** – from the Maltese verb **SeDDaQ** which means to put something upright
- The data presented here is not desegregated by gender. However, we should not treat the population of substance misusers as a homogenous group as research conducted for the Pompidou Group and published in April 2015 (Prof. Marilyn Clark UOM) shows that there are wide variances between the sexes and ages of the drug using population.
- “. . . gender is not predictive in the same direction across drug categories. It highlight how the telescoping phenomenon is evident for women in their NMUPD ‘career path’ and that they manifest different patterns of use to men. ...”

Our Partners

- Sedqa is not alone in combatting substance misuse in Malta.
- The Archdiocese of Malta assists through CARITAS Malta which runs a rehabilitation programme, incidentally in my home town of Ħaż-Żebbuġ.
- The Diocese of Gozo has a similar NGO called OASI.
- The Government of Malta supports both of these Church led NGOs financially.
- Exchange of information and co-operation between these agencies is generally healthy.

ECAD XXII Mayors' Conference, Malta, May 11-12, 2015.



Foundation for Social Welfare Services

Aġenzija SEDQA

- Officially founded on 26th June 1994 following the Meli Report (1993).
- It brought together all state services related to drugs and alcohol abuse, compulsive gambling and started offering primary prevention services in this field.

Staff level	Approximate number
Professional	68
Care workers	17
Clerical & Administrative	10
Managerial	5
Total number of employees	100

Sedqa Vision Statement

“Sedqa aims to increase public awareness of the harm caused by addictive behaviours and imparts skills in order to prevent or to delay the development of such patterns. It also supports persons who have developed an addiction and their significant others to modify their lifestyles so as to lead a healthier and more satisfying life whilst becoming productive citizens within society. Sedqa seeks to do this whilst maintaining high ethical and professional standards in all its interventions with every individual who seeks its assistance”.

ECAD XXII Mayors' Conference, Malta, May 11-12, 2015.

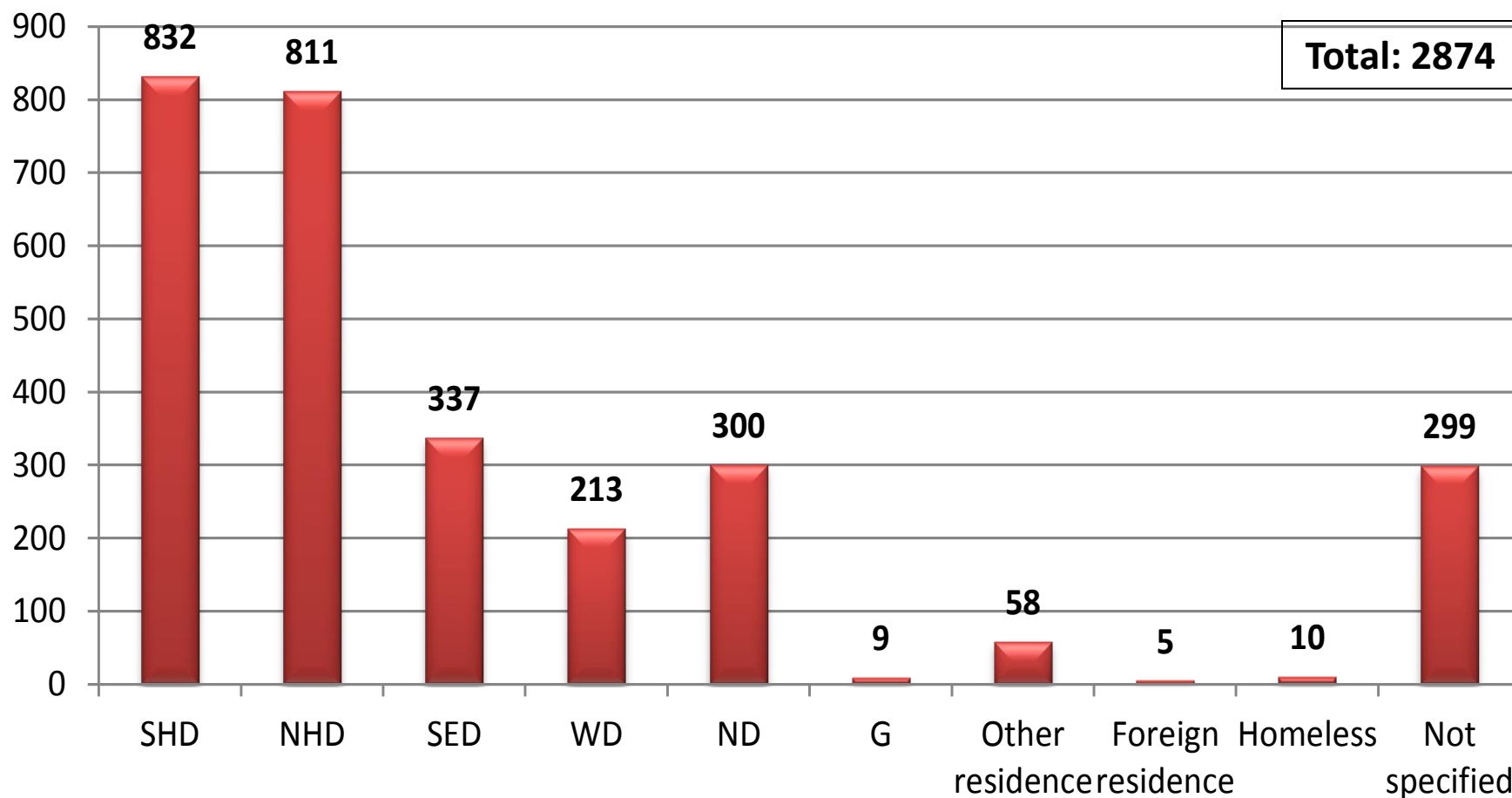


Foundation for Social Welfare Services

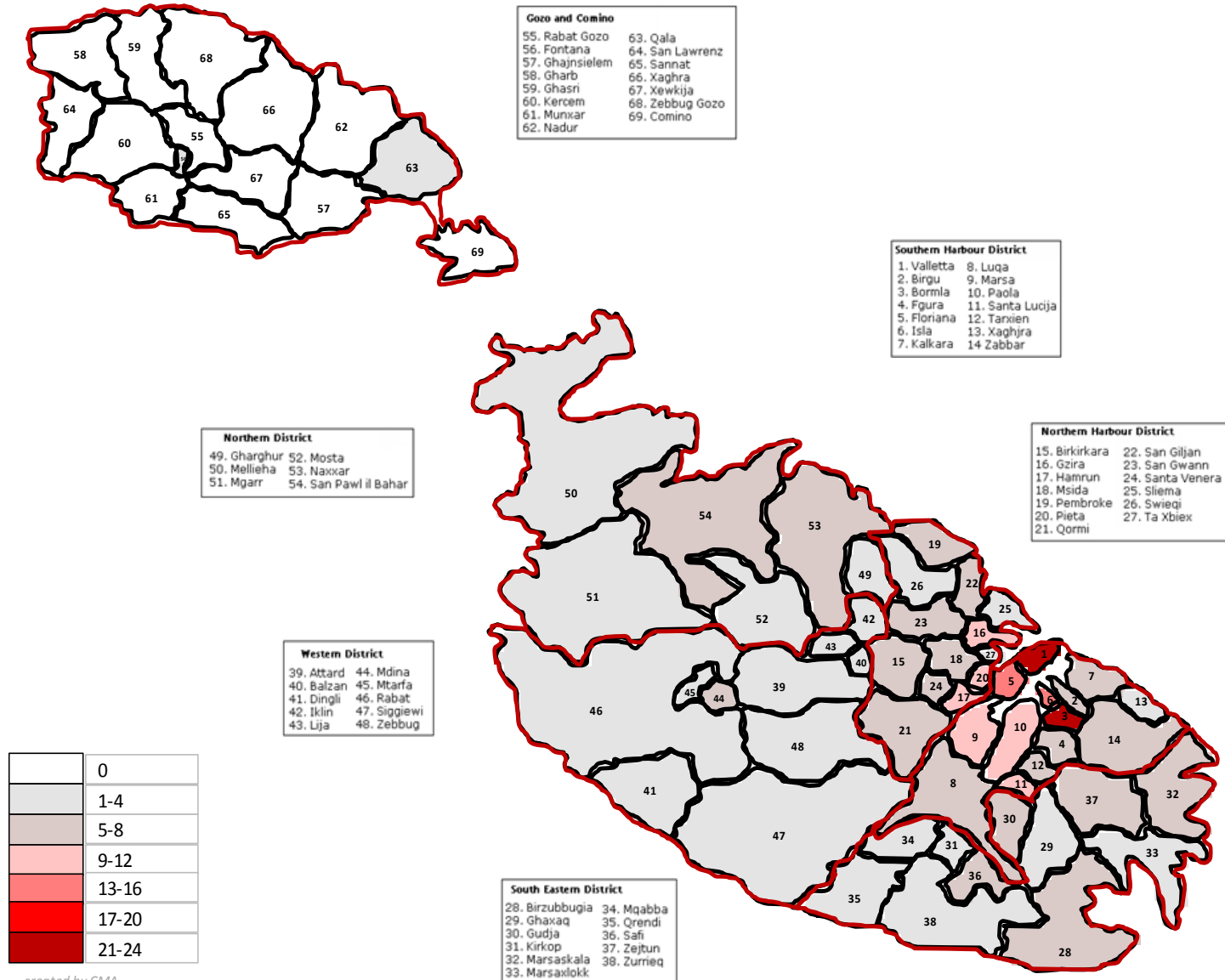
The total number of cases worked with in Aġenzija Sedqa by service and year

	2010	2011	2012	2013	2014
Alcohol and Gambling Community Service	410	415	429	374	397
Drugs Community Services	638	508	514	452	437
Substance Misuse Out-Patients Unit	1162	1160	1135	1143	1098
Substance Misuse In-Patients Unit	327	287	275	229	224
Court Services	91	63	163	202	234
Kommunita Santa Marija Drug Rehabilitation Programme	64	58	52	39	31
Alcohol Rehabilitation Service	-	-	-	22	28
Assessment and Stabilisation Unit	-	-	-	60	48
Psychological Services	-	-	-	152	283
Family Therapy Service	-	-	-	62	94

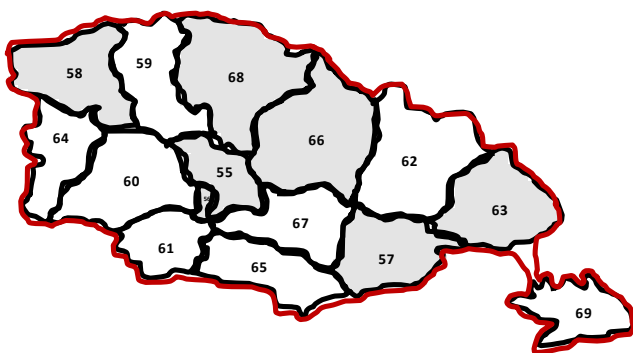
Approximate total number of cases worked with between January and December 2014 at sedqa by district of residence



The approximate rate per 1,000 person of cases worked in Agenzija Sedqa between January and December 2014 by town of residence



The approximate total number of cases worked with at Sedqa between January and December 2014 by town of residence



Gozo and Comino	
55. Rabat Gozo	63. Qala
56. Fontana	64. San Lawrenz
57. Ghajnsielem	65. Sannat
58. Gharb	66. Xaghra
59. Ghasri	67. Xewkija
60. Kercem	68. Zebbug Gozo
61. Munxar	69. Comino
62. Nadur	

Southern Harbour District	
1. Valletta	8. Luqa
2. Birgu	9. Marsa
3. Bormla	10. Paola
4. Fgura	11. Santa Lucija
5. Floriana	12. Tarxien
6. Isla	13. Xaghra
7. Kalkara	14. Zabbar

Northern District	
49. Għargħur	52. Mosta
50. Mellieħa	53. Naxxar
51. Mgarr	54. San Pawl il Bahar

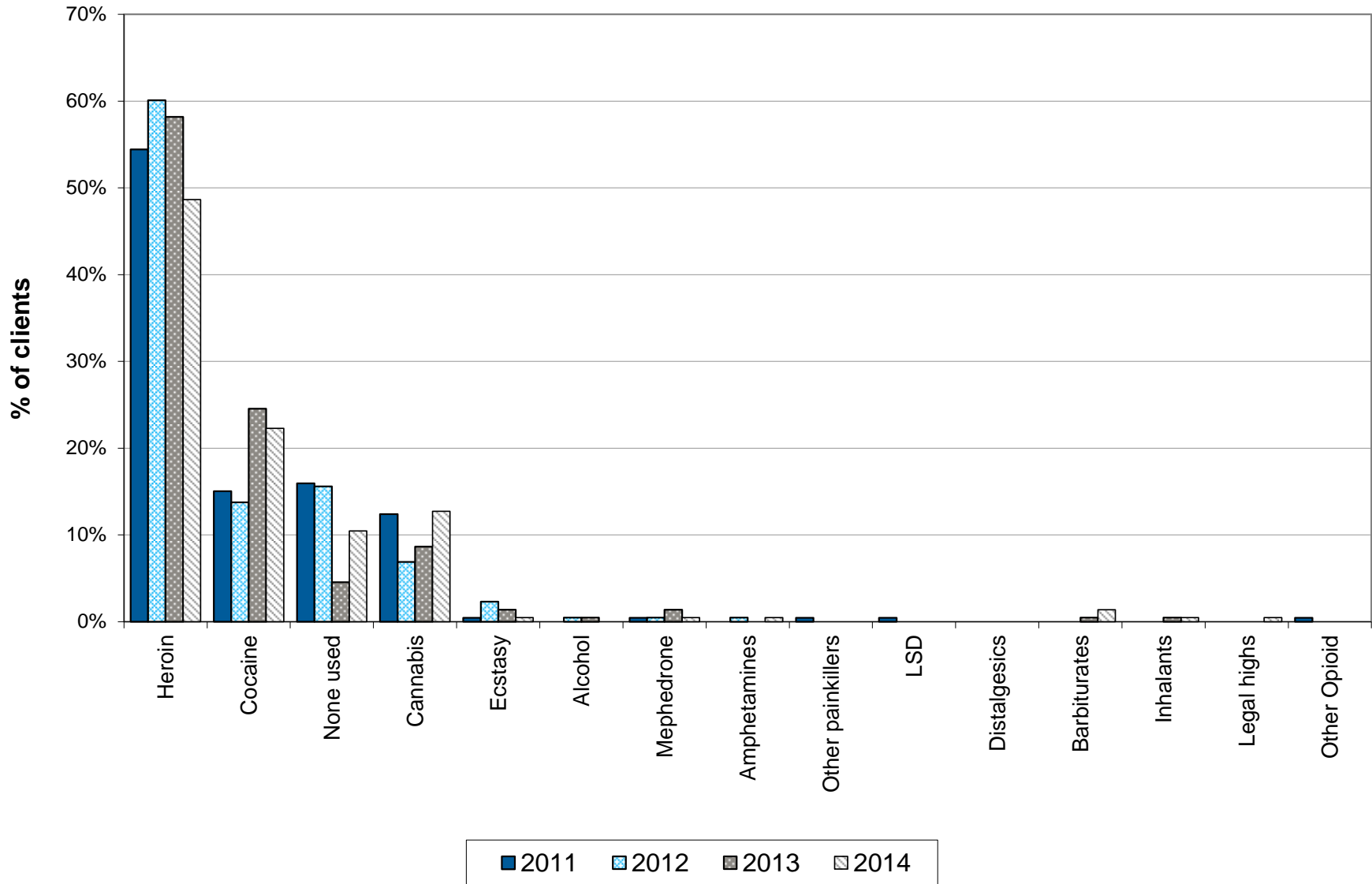
Western District	
39. Attard	44. Mdina
40. Balzan	45. Mtarfa
41. Dingli	46. Rabat
42. Iklin	47. Siggiewi
43. Lija	48. Zebbug

Northern Harbour District	
15. Birkirkara	22. San Giljan
16. Gzira	23. San Gwann
17. Hamrun	24. Santa Venera
18. Msida	25. Sliema
19. Pembroke	26. Swieqi
20. Pietà	27. Ta Xbiex
21. Qormi	

South Eastern District	
28. Birżubbugia	34. Mqabba
29. Ghaxaq	35. Qrendi
30. Gudja	36. Safi
31. Kirkop	37. Żejtun
32. Marsaskala	38. Żurrieq
33. Marsaxlokk	

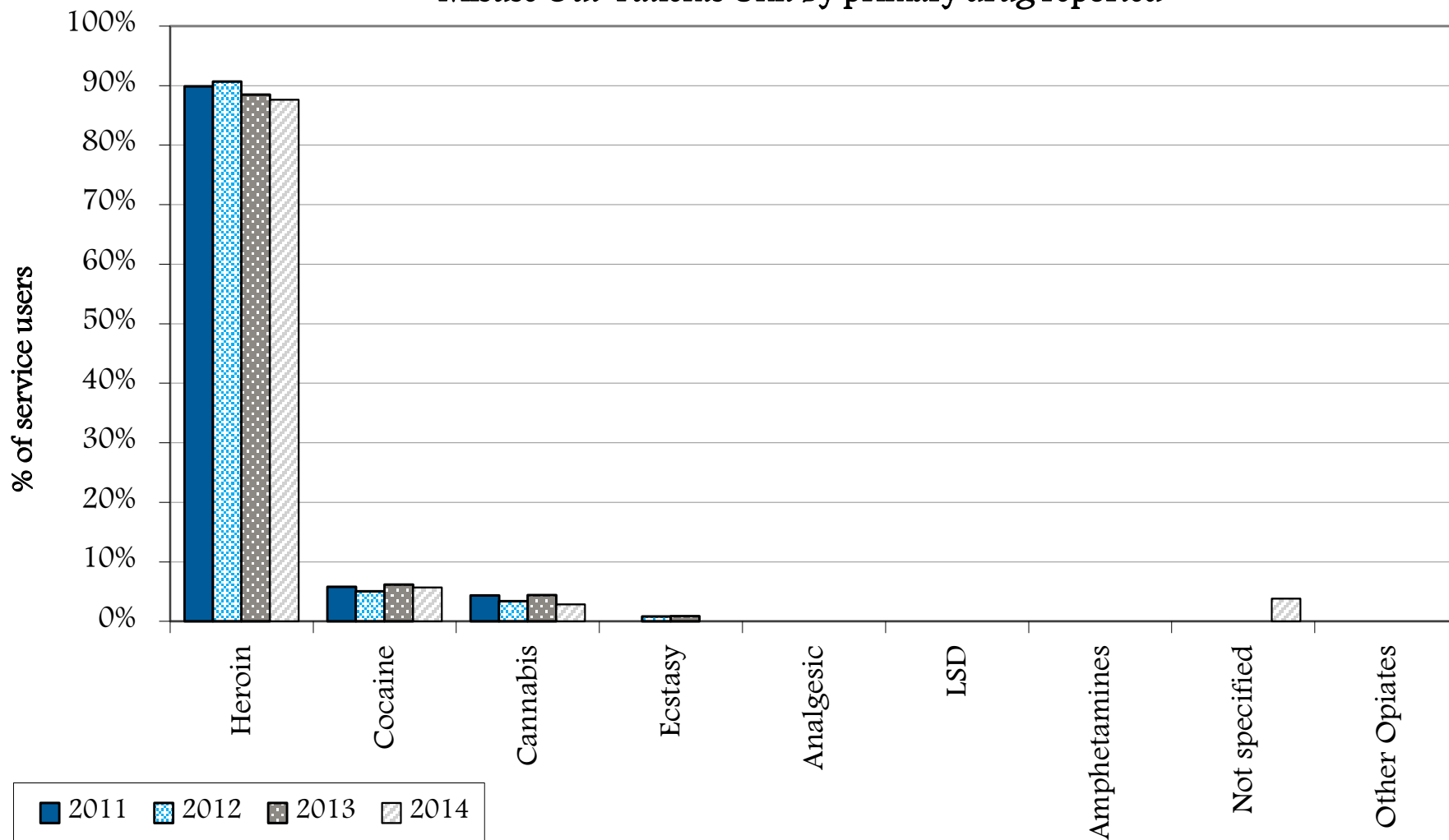
	0
	1-25
	26-50
	51-75
	76-100
	101-125
	126-150

Percentage of new & re-contact individual clients attending Drugs Community Service by primary drug reported



The primary problematic drug reported in the last 12 months before entering treatment
ECAD XXII Mayors' Conference, Malta, May 11-12, 2015.

Percentage of individual new and re-contact service users attending the Substance Misuse Out-Patients Unit by primary drug reported

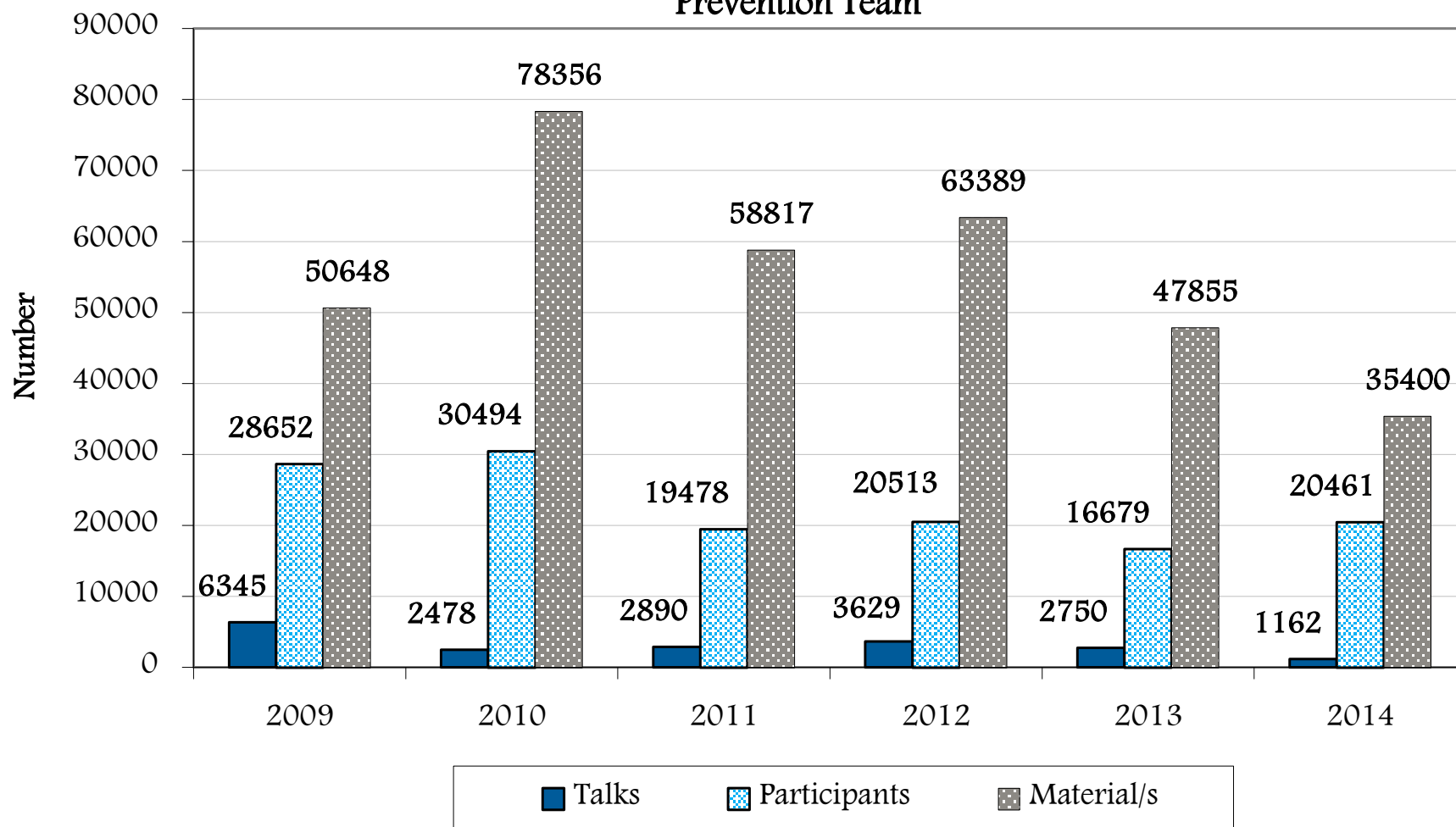


The primary problematic drug reported in the last 12 months before entering treatment
ECAD XXII Mayors' Conference, Malta, May 11-12, 2015.



Foundation for Social Welfare Services

Total number of talks, participants and materials distributed by the Primary Prevention Team





Foundation for Social Welfare Services

www.fsws.gov.mt

APPENDIX

Additional data



The approximate total number of cases worked with in 2014 by reported residence region and Agency

	APPOGG	SEDQA	SUPPORT	FSWS
Southern Harbour District	2174	832	322	3328
Northern Harbour District	2725	811	413	3949
South Eastern District	1237	337	221	1795
Western District	928	213	173	1314
Northern District	1447	300	221	1968
Gozo District	120	9	34	163
Other residence	238	58	207	503
Foreign residence	50	5	1	56
Homeless	135	10	0	145
Not specified	2696	299	7	3002
TOTAL	11750	2874	1599	16223

The rate per 1,000 person of the approximate total number of cases worked with between January and December 2014 by district of residence and agency

